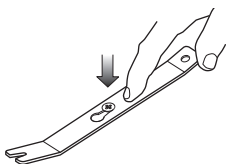


Screw Lifter

Driving screws into drywall or other sheet material and missing the stud leaves you with screws that have penetrated beyond the threads. This makes them hard to remove without causing further damage.

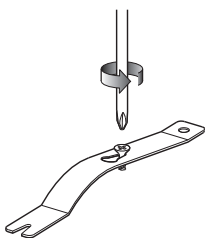
The Veritas Screw Lifter neatly removes screws from sheet material.

1. Place the screw lifter over the screw with the center slot above the screw head.
2. Press the screw lifter down the middle so the head of the screw pokes up through the large end of the slot.



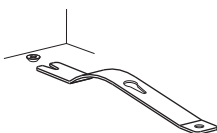
3. Slide the lifter until the small end of the slot engages the screw below the head.

4. Back out the screw and the screw lifter provides the outward force.



Screws that are close to a corner can be removed using the open slot in the end of the screw lifter.

1. Slide the slotted end of the screw lifter under the head of the screw.



2. Press the screw lifter down the middle to provide the outward force at the end.
3. Back out the screw while pushing down on the screw lifter.

